



XEBEC STONE™ MEISTER FINISH

XEBEC®

DEBURRING
TECHNOLOGIES

FEATURES

- Use the tip at about 45 degree angle from the workpiece.
- Using it together with an oscillation tool (ultrasonic, air, electric etc.) improves effectiveness.
- Available in multiple grits.
- Tool tip may be shaped to suit specific application.

SPECIFICATIONS

Stone Color: **Red, White, Blue, Black, Orange, Light Brown, Dark Brown, Violet**

Grit: **#1200, #1000, #800, # 600, #400, #300, #220, #120**

Styles Available:

Stick Type (cuts from tip)

Rod Type (cuts on all sides)

Heat-Resistant Stick (cuts from tip, ideal for ultrasonic polishers)

Diamond Stick and Rod (cuts on all sides, for materials harder than 57 HRC)

Pencil Type (small diameter for finely detailed work)

FOR USE WITH THE FOLLOWING TOOLS:

See manufacturers instructions for proper mounting



Electric
Rotary



Hand
Finishing



Ultrasonic



Pneumatic
Rotary



PRECAUTIONS FOR USE

Do not exceed the maximum rotation speed for use.

Operating above the maximum rotation speed may result in tool breakage.

Even if there is no abnormal condition observed in the test run, stop use immediately if an abnormality is observed.

Do not use the tool at an unreasonable angle or under excessive pressure.

Do not use the tool in any place with risk of fire or explosion.

Do not grind with, alter or fabricate the shaft.

CONDUCT A TEST

Conduct a test run for 1 minute or more before starting the operation and 3 minutes or more after changing a tool.

Check for any abnormality including excessive vibration or looseness in the mounting place of the tool.

OPERATOR SAFETY MEASURES

Use Protective Gear Always wear protective goggles, gloves and masks when operating the tool or entering the work area. Wear long sleeves, tight cuffs, and clothing to minimize skin exposure.

Take Caution Be cautious in surrounding area. Use of machines at high speed can cause flying debris within the work area. Dust or debris generated by operating process could be hazardous.




WARNING!

Use caution and follow all safety measures at all times. Failure to do so could result in injury. A tool or a part of a tool may crack, drop off, distort or break. Broken pieces of a tool or grinding dust may stick into skin or eyes and cause injury.

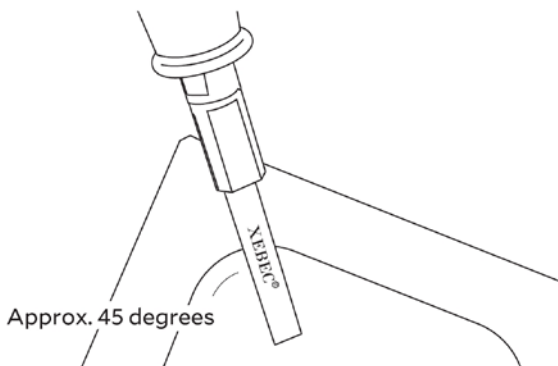
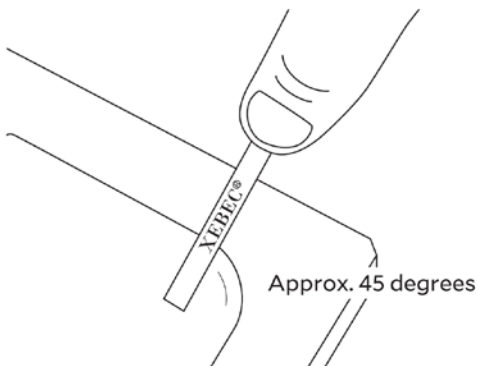
How to Use

Stick Type



CUTS FROM THE TIP

The original ceramic fibers are aligned from two directions. High grinding power on the tip. Efficient polishing performance and strength.

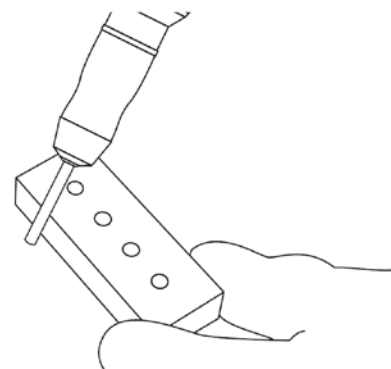
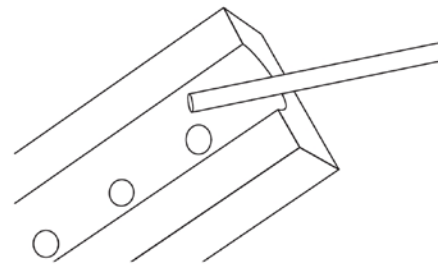


Rod Type



CUTS ON ALL SIDES

Braided structure developed by the unique technology. Cutting edges are exposed over the entire surface; both the tip and sides has high grinding power. Can be used with high rotational speed without splitting the tip.



Selection

Stick Type Tip cutting ceramic fiber stone

T	Dimension (mm)		Red #1200	White #1000	Blue #800	Black #600	Orange #400	Light Brown #300	Dark Brown #220	Violet #120
	W	L								
0.5	4	100	70043	70049	70017	70061	70067	70073	70010	-
	6	100	70045	70052	70057	70063	70069	70080	70085	-
	10	100	70047	70054	70059	70065	70071	70082	70087	-
0.8	4	100	70091	70096	70077	70105	70620	70076	70014	-
1	1	100	70127	70135	70141	70148	70155	70337	70167	-
	2	100	70128	70012	70142	70621	70019	70161	70050	70173
	4	100	70001	70002	70003	70004	70005	70006	70007	70008
	6	100	70025	70026	70027	70028	70029	70030	70031	70032
	10	100	70133	70018	70078	70153	70016	70013	70075	70178
2	4	100	70235	70242	70249	70256	70263	70270	70277	70283
	6	100	70237	70244	70251	70258	70265	70272	70279	70285
3	4	100	70289	70295	70301	70307	70313	70319	70325	70331
	6	100	70291	70297	70303	70309	70315	70321	70327	70333

Rod Type Ceramic fiber cutting edges are exposed over the entire surface

D	Dimensions (mm)		Red #1200	White #1000	Blue #800	Black #600	Orange #400	Light Brown #300	Gray #220
	L								
1	50		70626	70628	70630	70632	70634	70636	70638
	100		70627	70629	70631	70633	70635	70637	70639
1.5	50		70614	70640	70642	70615	70644	70646	70648
	100		70625	70641	70643	70624	70645	70647	70649
2	50		70650	70652	70654	70656	70658	70660	70662
	100		70651	70653	70655	70657	70659	70661	70663
2.34	50		70616	70672	70617	70675	70677	70618	70619
	100		70671	70673	70674	70676	70678	70679	70680
3	50		70600	70601	70602	70603	70604	70605	70606
	100		70613	70612	70611	70610	70609	70607	70608
	150		70664	70665	70666	70667	70668	70669	70670

Use 3mm Diameter Rods in Xebec Micro Motor

ADDITIONAL LEARNING RESOURCES AVAILABLE ON OUR WEBSITE



3D Files (STEP, DXF), Dimensional Drawings and Safety Data Sheets (SDS)

deburringtechnologies.com/technical



Product Demonstration Videos

deburringtechnologies.com/video

@Xebec Deburring Technologies



XEBEC STONE™ MEISTER FINISH



Stick Holder For manual use

EDP	Part	STICK WIDTH	
		MM	INCH
70962	SSH-4	4	0.157
70963	SSH-6	6	0.236
70964	SSH-10	10	0.393



Rod Holder For manual use

EDP	Part	ROD DIAMETER	
		MM	INCH
70967	SNH-20	2-2.34	0.07-0.09
70968	SNH-30	3	0.118

XEBEC STONE™ MEISTER FINISH

Heat Resistant

Stick will not soften, heat-resistant to 392 °F



Ultrasonic

Stick Type

Dimension (mm)			Red #1200	Blue #800	Dark Brown #220	Violet #120
T	W	L				
1	4	100	70683	70705	70706	70690
	6	100	70684	70686	70688	70691
	10	100	70685	70687	70689	70692
2	4	100	70693	70696	70699	70702
	6	100	70694	70697	70700	70703
	10	100	70695	70698	70701	70704

XEBEC STONE™ MEISTER FINISH

Diamond

Contains diamond abrasive fiber for materials harder than 57 HRC

For polishing and EDM scale removal



Ultrasonic

Stick Type

Dimension (mm)			Black #200	Blue-Green #400	Gray #800
T	W	L			
1	4	100	70900	70901	70902
	6	100	70903	70905	70907
	10	100	70904	70906	70908

Rod Type

Dimension (mm)		Blue-Green #400
D	L	
3	50	70909
	100	70910

XEBEC STONE™ MEISTER FINISH

Pencil

EDP	Part	Color, Grit	T		W		L		Pencil Holder	Qty. Per Pack
			MM	IN	MM	IN	MM	IN		
70950	A-R-0505S	Red #1200	0.5	.019	0.5	.019	50	1.969	70960	3 stones
70952	A-B-0505S	Blue #800								
70951	A-R-0909S	Red #1200	0.9	.036	0.9	.036	50	1.969	70961	
70953	A-B-0909S	Blue #800								



Pencil Holder

0.5 mm Holder
70960
PCL05



0.9 mm Holder
70961
PCL09

